

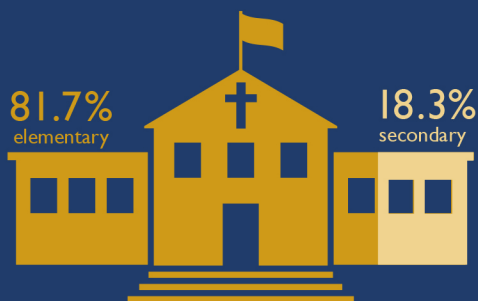
Catholic Schools Offer Academic Excellence and Faith-Filled Education

Catholic schools offer academic excellence and faith-filled education for students nationwide. National test scores, high school graduation rates, college attendance and other data show that Catholic schools frequently outperform schools in both the public and private sectors. While some Catholic schools are challenged by declining enrollments and school closures, the good news is that there is a strong demand and enthusiasm for Catholic schools – many have waiting lists for admission and new schools are opening. For more information, visit www.ncea.org.



Number of Catholic Schools in the U.S.

TOTAL SCHOOLS	6568
ELEMENTARY	5368
SECONDARY	1200



Source: U.S. Catholic Elementary and Secondary 2014-2015:
The Annual Statistical Report on Schools Enrollment and Staffing (NCEA)

Staffing Ratios

The average pupil/teacher ratio in Catholic Schools, determined by the full time equivalent teaching staff, was approximately 13:1.



NATIONAL AVERAGE 13:1



ELEMENTARY 14:1



SECONDARY 11:1

Source: U.S. Catholic Elementary and Secondary 2014-2015:
The Annual Statistical Report on Schools Enrollment and Staffing (NCEA)

College Attendance Comparison*

CATHOLIC	85.7%
OTHER RELIGIOUS	62.1%
NON-SECTARIAN	56.1%
PUBLIC	39.5%**


*data not available for community colleges,
technical schools or enlistment in the military

Source: Broughman, S.P., Swain, N.L. (2013); Stillwell, R., and Sable, J. (2014)

National Secondary School Graduation Rates

CATHOLIC	99.0%
OTHER RELIGIOUS	97.8%
NON-SECTARIAN	95.2%
PUBLIC	78.2%*


*actual high school diplomas awarded



Source: Broughman, S.P., Swain, N.L. (2013);
Stillwell, R., and Sable, J. (2014)

New Schools

In the 2014-2015 academic school year, **27** new Catholic schools opened across the country.



Source: U.S. Catholic Elementary and Secondary 2014-2015:
The Annual Statistical Report on Schools Enrollment and Staffing (NCEA)

A Gift to the Nation

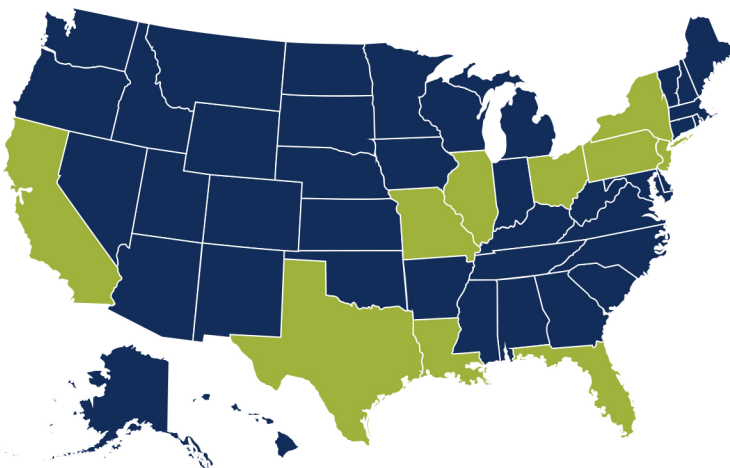
Based on the average public school per pupil cost of \$12,054, Catholic schools provide **\$24 billion** in savings each year for the nation.



Source: U.S. Catholic Elementary and Secondary 2014-2015:
The Annual Statistical Report on Schools Enrollment and Staffing (NCEA)

Top Ten States with Highest Catholic School Enrollment

CALIFORNIA
NEW YORK
ILLINOIS
PENNSYLVANIA
OHIO
NEW JERSEY
FLORIDA
LOUISIANA
TEXAS
MISSOURI



Source: U.S. Catholic Elementary and Secondary 2014-2015:
The Annual Statistical Report on Schools Enrollment and Staffing (NCEA)



National Catholic Educational Association

Schools With Waiting Lists

Across the country, 2,044 schools (31%) have a waiting list for admission.

	NUMBER OF SCHOOLS	% IN REGION
NEW ENGLAND	134	32.8%
MIDEAST	465	32.3%
GREAT LAKES	334	21.2%
PLAINS	175	21.7%
SOUTHEAST	394	42.1%
WEST/FAR WEST	542	38.6%
TOTAL	2,044	31.1%
		of all schools

Source: U.S. Catholic Elementary and Secondary 2014-2015:
The Annual Statistical Report on Schools Enrollment and Staffing (NCEA)